



ORCID




Miriam Petrilli

**EPFL
07.11.2025**



BONUS :
Set up your ORCID

What is ORCID?

	<p>The ORCID iD: a unique, persistent identifier free of charge to researchers</p>
	<p>An ORCID record connected to the ORCID iD, and</p>
	<p>A set of Application Programming Interfaces (APIs), as well as the services and support of communities of practice that enable interoperability between an ORCID record and member organizations so researchers can choose to allow connection of their iD with their affiliations and contributions</p>

➤ <https://orcid.org/>

What is ORCID?

Why get an ORCID?



People use "ORCID" or "ORCID iD" interchangeably, but what they're talking about is a [16-digit number](#) *and* the associated record (sometimes called a profile) that stores automatic links to all your research, and links all your research with you. By allowing trusted organizations to add your research information to your ORCID record, you can spend more time conducting your research and less time managing it.

REGISTER FOR YOUR ORCID NOW



More time for research



Name flexibility



Customizable visibility



Uniquely yours



Reduced admin burden



Portable profile data

What is ORCID?

- ORCID allows you to:
 - Distinguish yourself : disambiguation
 - Ensure you are recognised for your work
 - Make your work visible
 - Manage you privacy and identity
 - Name flexibility
 - Reduce the administrative burden in your submissions, applications...
 - Enter once, reuse often

ORCID is for...

[Researchers](#)[Universities & Research Institutes](#)[Publishers](#)[Vendors & Service Providers](#)[Government & Policy Makers](#)[Funders & Facilities](#)

ORCID is a free, unique, persistent identifier (PID) for individuals to use as they engage in research, scholarship, and innovation activities. Learn how ORCID can help you spend more time conducting your research and less time managing it. [Learn more.](#)



Uniquely Yours

Distinguish yourself and claim credit for your work no matter how many people have your same (or similar) name. [Sign up here.](#)



Portable profile data

Easily share data between your record and funding, publications, data repositories, and other research workflows.



Five steps to start using ORCID

- Register on orcid.org
- Add the integration at EPFL to your ORCID:
<https://orcid-integration.epfl.ch/>
- Populate your ORCID profile
- Enter your works: DOIs
- Enter your works: Search & Link

Search and link wizards

Third-party systems integrate ORCID to collect information in different manners:



Collecting authenticated ORCID iDs to ensure researchers are correctly identified in their systems



Displaying ORCID iDs and include them in metadata to show that an authenticated iD has been used



Collecting information from ORCID records to fill in forms and support research reporting (example: MySNF)



Search and link wizards

Connect your ORCID with other information systems to automatically update your publication list.

ORCID ID:

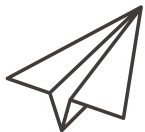


Scopus

- Retrieve the references of your previous publication outputs
- Update automatically your publication list on your ORCID account



Next
14.11.2025



formations.bib@epfl.ch
publishsupport@epfl.ch



library.epfl.ch
[Our trainings](#)



[Book a librarian](#)